

RICHARDSON HEALTHCARE LIMITED

Document Category: FORM- IFU

Code: F048

Version: 1


Title: **Non-Sterile Tourniquets V-Loc**

Author: Erica Callender

Authorised By: Mayur Patel

Authorised On: 16/07/2019

Review On: 16/07/2021

Authorised: 	Date: 16/07/2019
---	------------------

UNCONTROLLED WHEN PRINTED

CONFIDENTIAL - THIS DOCUMENT CONTAINS CONFIDENTIAL AND PROPRIETARY INFORMATION. THIS DOCUMENT MAY NOT BE REPRODUCED, USED, OR DISCLOSED TO ANY THIRD PARTY WITHOUT PRIOR WRITTEN CONSENT.

V-Loc Tourniquets

Product code: 501110

Indications:

Venepuncture.

Instruction for use

1. Remove the tourniquet from the dispensing box.
2. Prior to use, stretch the tourniquet several times to ensure maximum flexibility during use.
3. Holding each end, place the tourniquet under the patient's arm.
4. To create tension, keep the button end of the tourniquet close to the arm and pull the other end across the button.
5. To avoid skin damage by overtightening, support the button with two fingers.
6. Gently press the button end of the tourniquet through the hole in order to secure tension.
7. Once tension is secure, loosely place on the patients arm in order to avoid obscuring site.

Removal:



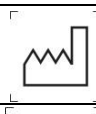










1. In order to release tension, lift the extended part of the tourniquet and pull back over the secured button.
2. Gently grip the tourniquet from around the button, and gently guide away from the patient.

Precautions:

1. Tourniquet should be situated 10cm above venepuncture or cannulation site.
2. Tourniquet should not be applied to damaged or broken skin.
3. Tourniquet should not be applied if intravenous infusion is in situ.
4. Tourniquet should not be applied to a limb affected by a Cerebrovascular Accident (Stroke).
5. Tourniquet should not be applied to limb if Patient has lymphedema or has had a mastectomy (seek expert advice).
6. Care should be taken when releasing tension in order to eliminate any chance of tourniquet pinging back.

UNCONTROLLED WHEN PRINTED

CONFIDENTIAL - THIS DOCUMENT CONTAINS CONFIDENTIAL AND PROPRIETARY INFORMATION. THIS DOCUMENT MAY NOT BE REPRODUCED, USED, OR DISCLOSED TO ANY THIRD PARTY WITHOUT PRIOR WRITTEN CONSENT.

	EN: Use by date		EN: Manufacturer Richardson Healthcare Ltd 310 Centennial Avenue Centennial Park WD6 3TJ
	EN: Date of manufacture		EN: CE marking
	EN: Batch code		EN: Not made with natural rubber latex
	EN: Do not re-use		EN: Universal recycling
	EN: Keep dry		EN: Keep away from sunlight
	EN: Upper limit of temperature		EN: Non-sterile
	EN: Attention: Read all warnings and precautions in instruction for use		

UNCONTROLLED WHEN PRINTED

CONFIDENTIAL - THIS DOCUMENT CONTAINS CONFIDENTIAL AND PROPRIETARY INFORMATION. THIS DOCUMENT MAY NOT BE REPRODUCED, USED, OR DISCLOSED TO ANY THIRD PARTY WITHOUT PRIOR WRITTEN CONSENT.