

# 3M™ Ioban™ 2 Antimicrobial Incise Drape

## Indication for Use

- 3M Ioban 2 Antimicrobial Incise Drape is indicated for use as an incise drape with continuous antimicrobial activity. It is intended for external use only.

## Contraindication

- Do not use 3M Ioban 2 Antimicrobial Incise Drape on patients with known sensitivity to iodine.

## Warning

- Do not use with defibrillator as arcing or ineffective defibrillation may result.
- Only 3M Ioban 2 Antimicrobial Incise Drapes individually packaged in foil pouches can be ethylene oxide (EO) sterilized. **Do not EO sterilize using deep vacuum, the maximum vacuum pressure limit for foil pouches is 15 inHgA.** EO gas can adversely interact with iodine. Contact 3M for further information.

## Directions for Use

1. Disinfect the operative site according to the health care facility policy and allow the prepped skin to dry.
2. Apply 3M Ioban 2 Antimicrobial Drape to thoroughly dry intact skin. Hold incise drape a few inches above the skin. Grasp edge of non-adhesive film handle. Firmly peel off paper liner (see figure a).
3. When "stop" symbol appears, discontinue peeling (see figure b).
4. Using a sterile towel, press down firmly on the film, first contacting the skin along the intended incision line to ensure good skin contact (see figure c). Firmly smooth film into place **WITHOUT TENSION**, working away from the intended incision line to achieve wrinkle free adhesion. Peel remainder of drape off paper liner and complete drape application.
5. To remove, gently peel back drape at 180-degree angle from the skin. This means folding the film back on itself and maintaining that angle while pulling the film away from the skin (see figures d & e). During the removal process hold onto the film with the thumb and hand as close as possible to the junction of skin and adhesive film. This prevents severe stretching. Skin of elderly patients is typically fragile and thus requires even greater care when applying and removing adhesive products such as drapes.

## Storage Conditions


For best results, store at room temperature. Avoid excessive heat and humidity.


**For further information, please contact your local 3M representative or contact us at 3M.com and select your country.**


## Explanation of Symbols

 Catalogue Number

 Not Made With Natural Rubber Latex


 Caution, see instructions for use


 Do not use if package is damaged

 Do not reuse

 Use by date

 Batch code

 Manufacturer

 Date of manufacture

 Sterilized using irradiation



Made in Poland  
3M Health Care  
2510 Conway Ave.  
St. Paul, MN 55144  
3M.com/Medical

 3M Deutschland GmbH  
Health Care Business  
Carl-Schurz-Str. 1  
41453 Neuss  
Germany

3M and Ioban are trademarks of 3M.

Used under license in Canada.

© 2019, 3M. All rights reserved.

Issue Date: 2020-03  
DV-0163-0154-6/0320  
3100021401/0320