

RICHARDSON HEALTHCARE LIMITED

Document Category: FORM- IFU

Code: F048

Version: 2

Title: ClearFilm IV

Author: Erica Callender

Authorised By: Mayur Patel

Authorised On: 16-Jul-2019

Review On: 16-Jul-2021

Authorised:



Date: 16/07/2019

UNCONTROLLED WHEN PRINTED

CONFIDENTIAL - THIS DOCUMENT CONTAINS CONFIDENTIAL AND PROPRIETARY INFORMATION. THIS DOCUMENT MAY NOT BE REPRODUCED, USED, OR DISCLOSED TO ANY THIRD PARTY WITHOUT PRIOR WRITTEN CONSENT.

ClearFilm I.V 10cm × 15cm

Product Code: 816100

Indications:

- Central Line Catheter dressing
- PICC Line Catheter dressing
- Midline Catheter dressing

Application:

1. Open package and remove sterile dressing.
2. Position dressing over catheter site at the desired location.
3. Ensure transparent film window is over insertion site and apply dressing.
4. Cross over the soft cloth section under lumens.
5. Slowly remove the frame while firmly smoothing down the dressing edges to maximise fixation.
6. The additional two fixation strips can be applied for further support.
7. Enter the dressing change details onto the record label and fix onto dressing, ensuring the window is not obscured.

Removal:















1. It is essential that you support the skin and catheter by using finger pressure while removing the dressing.
2. Gently remove fixation strips.
3. Separate the soft cloth under the lumens.
4. Secure the catheter with one hand, and using the other hand grasp the edge of the dressing and slowly release the dressing while remaining parallel to the skin. Continue this method around all edges.
5. Support the catheter at all times to avoid displacement.

Precautions:

1. Site of application must be dry before application.
2. Haemostasis of the catheter site or wound should be achieved before applying the dressing.
3. Do not stretch the dressing during application as tension can cause skin trauma.
4. Product is supplied sterile, do not re-sterilise.

UNCONTROLLED WHEN PRINTED

CONFIDENTIAL - THIS DOCUMENT CONTAINS CONFIDENTIAL AND PROPRIETARY INFORMATION. THIS DOCUMENT MAY NOT BE REPRODUCED, USED, OR DISCLOSED TO ANY THIRD PARTY WITHOUT PRIOR WRITTEN CONSENT.

	EN: Use by date		EN: Manufacturer Richardson Healthcare Ltd 310 Centennial Avenue Centennial Park WD6 3TJ
	EN: Sterilised using ethylene oxide		EN: Date of manufacture
	EN: Do not use if package is damaged		EN: Batch code
	EN: Do not re-use		EN: Universal recycling
	EN: Keep dry		EN: Keep away from sunlight
	EN: Upper limit of temperature		EN: CE marking 0120
	EN: Attention: Read all warnings and precautions in instruction for use		EN: Not made with natural rubber latex

UNCONTROLLED WHEN PRINTED

CONFIDENTIAL - THIS DOCUMENT CONTAINS CONFIDENTIAL AND PROPRIETARY INFORMATION. THIS DOCUMENT MAY NOT BE REPRODUCED, USED, OR DISCLOSED TO ANY THIRD PARTY WITHOUT PRIOR WRITTEN CONSENT.