

BD Eclipse™ Needle with SmartSlip™ Technology

Aguja Eclipse™ con tecnología SmartSlip™
 Agulha Eclipse™ com tecnologia SmartSlip™
 Aiguille Eclipse™ avec la technologie SmartSlip™
 Eclipse™-Kanüle mit SmartSlip™-Technologie
 Ago Eclipse™ con tecnologia SmartSlip™
 Eclipse™ naald met SmartSlip™ technologie
 Eclipse™ nål med SmartSlip™-teknik
 Eclipse™-kanyle med SmartSlip™ teknologi
 Eclipse™-neula, jossa SmartSlip™-teknologia
 Τεχνολογία βελόνας Eclipse™ με SmartSlip™
 Eclipse™-kanyle med SmartSlip™-teknologi
 Igla Eclipse™ z zastosowaniem techniki SmartSlip™
 Igla Eclipse™ s tehnologijo SmartSlip™
 Ihla Eclipse™ s tehnológiou SmartSlip™
 SmartSlip™ tehnoloogiaga Eclipse™ nõel
 Eclipse™ tû SmartSlip™ tehnoloogilaval
 Eclipse™ adata su SmartSlip™ tehnoloogija
 Jehla Eclipse™ s tehnologijí SmartSlip™
 Eclipse™ adata ar SmartSlip™ tehologiju
 SmartSlip™ Teknologijí Eclipse™ Igne
 Игла Eclipse™ с технологией SmartSlip™
 Igla Eclipse™ s tehnologijom SmartSlip™
 Ac Eclipse™ cu tehnologie SmartSlip™
 Eclipse™ Игла със SmartSlip™ Технологии
 Голка Eclipse™, яка виготовлена за технологією SmartSlip™



INSTRUCTIONS FOR USE
 INSTRUCCIONES DE USO
 INSTRUÇÕES DE UTILIZAÇÃO
 MODE D'EMPLOI
 GEBRAUCHSANWEISUNG
 ISTRUZIONI PER L'USO
 GEBRUIKSINSTRUCTIES
 BRUKSANVISNING
 BRUGSANVISNING
 KÄYTTÖOHJEET
 ΟΔΗΓΙΕΣ ΧΡΗΣΗΣ
 BRUKSANVISNING
 INSTRUKCJA UŻYCI

NAVODILA ZA UPORABO
 POKYNY PRE POUŽITIE
 KASUTUSJUHEND
 HASZNÁLATI UTASÍTÁS
 NAUDOJIMO INSTRUKCIJA
 NÁVOD K POUŽITÍ
 LIETOŠANAS NORĀDĪJUMI
 KULLANMA TALIMATI
 ИНСТРУКЦИИ ПО ПРИМЕНЕНИЮ
 UPUTA ZA UPORABU
 INSTRUCȚIUNI PENTRU UTILIZARE
 INSTRUKCII ZA UPOTREBA
 INSTRUKCIJA PO ZASTOSYWANIIU



DGP7403 8365117 Rev. 2011-11

English



1) Push firmly when attaching the needle to the syringe. Pull back on the safety cover. Grasp the syringe with one hand and with the other hand pull the needle shield straight off.



2) Activate safety mechanism immediately after injection. Center your thumb or forefinger on the textured finger pad and push the safety cover forward over the needle until you hear or feel it lock. Visually confirm that the needle is covered. If unable to activate, discard immediately in an approved sharps container.




3) Use one handed technique and activate away from self and others. For greatest safety, ONLY use the wide textured finger pad area to activate the safety cover.


Activation of the protective mechanism may cause minimal splatter of any fluid that is remaining on the needle after injection.

Discard after single use in an approved sharps container in accordance with applicable regulations and institutional policy.

Non-pyrogenic. Do not use if individual packaging is damaged.

This product does **NOT** contain natural rubber latex. Do Not Reuse 

Manufacturer 

Authorized Representative in the European Community 

CAUTION

Where local and/or institutional procedures permit/require transportation of the filled syringe, use a passive recapping technique to cover the needle before transporting to the point of administration.

Re-use may lead to infection or other illness/injury.

USA only: OSHA standards require that such recapping must be accomplished using a one handed technique. **DO NOT** hold the needle shield during the recapping process.

USA only: Caution: Federal (USA) law restricts this device to sale by or on the order of a physician.



To help avoid HIV (AIDS), HBV (Hepatitis) and other infectious diseases due to accidental needlesticks, activate the protective mechanism immediately after use.

Do not autoclave BD Eclipse™ Needle before use.



STERILE EO



 BD, Franklin Lakes, NJ 07417 USA
 БД, Фрэнклин Лэйкс, НДж 07417 США
 BD, Laagstraat 57, B9140, Temse, Belgium
 БД, Лаахстраат 57, 59140, Темсе, Бельгия

Представительство компании «Бектон Дикинсон Б.В.» (Нидерланды),
 123317 Россия, Москва, Краснопресненская наб., 18
 Becton Dickinson İthalat İhracat Ltd. Şti., Büyükdere Cad. Üçyol Mevkii
 Noramin İş Merkezi No: 55 K: 1/105, 34398 Maslak İstanbul, Türkiye

Made in Spain www.bd.com

BD, BD Logo and all other trademarks are property of Becton, Dickinson and Company. ©2011 BD

DGP74P203 8365117 Rev. 2011-11

