

◆Instructions for Use◆

EASI DRAPE (Camera Sleeve)

◆ Description:

The EASI DRAPE is a sterile, single use, disposable drape made of tough, thin polyethylene, designed for surgical procedures. The disposable Camera Sleeve is the quickest and simplest way to create a sterile field around your video system during operative laparoscopic procedure.
















◆ Preparation:

- 1) Open peel pouch and aseptically drop Camera Sleeve onto tray.
- 2) Insert the camera head through sleeve and remove the paper from the front. Connect with sterile telescope.
- 3) Gently pull the blue sealing tape off and slightly away from ring and wrap the tape, sealing first to the telescope and then to sleeve. Use additional blue tape if necessary.
- 4) With the scrub nurse holding the telescope with one hand, push ring all the way down the cable, and then the roving staff pulls the ring further down the cable, being careful not to touch the surface of the drape.
- 5) If desired, scrub nurse may remove the second sealing tape from the ring to use later for stabilizing the sleeve to the cable near the telescope to stop sleeve from bunching up during use.
- 6) To dispose of the EASI DRAPE:
The used camera drape must be discarded in compliance with government regulations for infectious waste disposal.

◆ Cautions/Warnings:

- Completely inspect package prior to use. Do not use if the sterile packaging is opened, damaged or wet. Sterility might be compromised.
- Do not use product after expiration date!
- Do not re-use! If re-used, sterility will be compromised.
- Do not re-sterilize!
- "To be disposed according regulations of respective country." or "Dispose used product following local state or federal guidelines."
- "Federal (USA) and European Union law restricts the device to sale, distribution and use by or on the order of a physician"

Glossary of symbols:

	Caution		Sterilized using Ethylene Oxide
	Do not use if package is damaged		Batch code
	Keep away from sunlight		Date of manufacture YYYY-MM-DD
	Catalogue number		Manufacturer
	Do not re-sterilize		Use by
	Consult instructions for use		Do not reuse
	Keep dry		Authorised representative in the European community
	. Notified body: DNV GL Presafe AS, with CE2460		

Imported & distributed by **Fannin (UK) Ltd.**



**Unit 100, Westminster Industrial Estate,
Repton Road, Measham, Swadlincote, Derbyshire, DE12 7DT, UK
T: +44 (0)1 453 874 130**

Manufactured By:



Advanced Medical Design Co., Ltd.
4F~5F, No. 29, Wuquan 5th Rd., Wugu Dist.,
24888 New Taipei City, Taiwan

**CE
2460**

Authorized Address:



Lotus NL B.V.
Koningin Julianaplein 10, 1e Verd,
2595AA, The Hague, Netherlands.